



**WHO WE ARE - YALE '71 -
AS TOLD BY OURSELVES, TO OURSELVES**

45TH ANNIVERSARY SURVEY

June 4, 2016

45TH ANNIVERSARY SURVEY, CLASS OF 71

GREAT SURVEY PARTICIPATION!

- Over 300 responses ... ok, 301
- That's about 40% of 774 original e-mails

WE SHOULD FEEL GOOD ABOUT THIS....

- “Alumni surveys often have lower response rates than other types of surveys.”
- “Over the last decade survey response rates have been falling.”

Source: Assessment Institute, Strategic National Arts Alumni Project (2013)

PRELIMINARY THOUGHTS

WHAT DID THIS SURVEY SEEK TO ACCOMPLISH?

- Light and Truth – that's all
- We seek some enlightenment – **AND TO BE SURPRISED...**

OUR RESPONSE LEVEL IS STATISTICALLY CREDIBLE

- Light and Truth – within a range of statistical error of ~ 5%

PRELIMINARY THOUGHTS

ANONYMITY / INFORMATION SENSITIVITY

- The survey was strictly anonymous
 - No IP addresses
 - No personal id info
 - College names deleted during download, pre- analysis

FIRST COED CLASS

- We tried to highlight differences between men and women in this summary
- Not all comparisons were included, since we found class members are alike in many ways – men and women / class subgroups
- Details you may want to see are included in the Parting Shots appendix

PRELIMINARY THOUGHTS

WE RECEIVED SOME GRATIFYING COMPLIMENTS –

“This survey gave me a moment to pause and reflect, thanks for the opportunity.”

“Thanks for your efforts. I think this is the first Yale assignment I ever completed on time!”

“This may have been the most interesting, fun and challenging survey I’ve taken in 25 years.”

ON THE OTHER HAND, NOBODY’S PERFECT...

- You let us know that we missed some topics
- Most of these came up in text responses, and we’ve taken care to include them
- Many thoughtful comments were submitted – more than we could include
 - The Parting Shots appendix contains many supplemental comments

OUR TIME AT YALE...

- **We came at a tumultuous time**
- **Social upheaval: Bobby Seale, Vietnam, SD&R&R**
- **Also transition at the College itself:**

“No aspect of Kingman Brewster’s presidency stirred up more anger and debate than the change in Yale’s undergraduate admissions during the 1960s.”

“The College’s traditional constituency...began to give way to students from a wider range of social, economic, intellectual, educational, ethnic, and racial backgrounds.”

G. Kabaservice, Yale Alumni Magazine (December, 1999)

Who Are We as a Class?

Who Are We as a Class?

- We Believe in Evolution (97%)
- We've Lost a Father (96%)
 - Less so mothers (~76%)
- We've Had Colonoscopies (87%)
- We Own Smart Phones (86%)
- We think late 60s had a lasting impact (84%)
- Family is our top current life priority (82%)

Who Are We as a Class?

- We Pursue Cultural Interests
 - Read literature (92%)
 - Listen to music (91%)
 - Attend cultural events (82%)
- We Play Word Games (73%)
- We Read the New York Times (65%)
- None of us is a Veterinarian (0%)
- Just more than half of us are eldest children

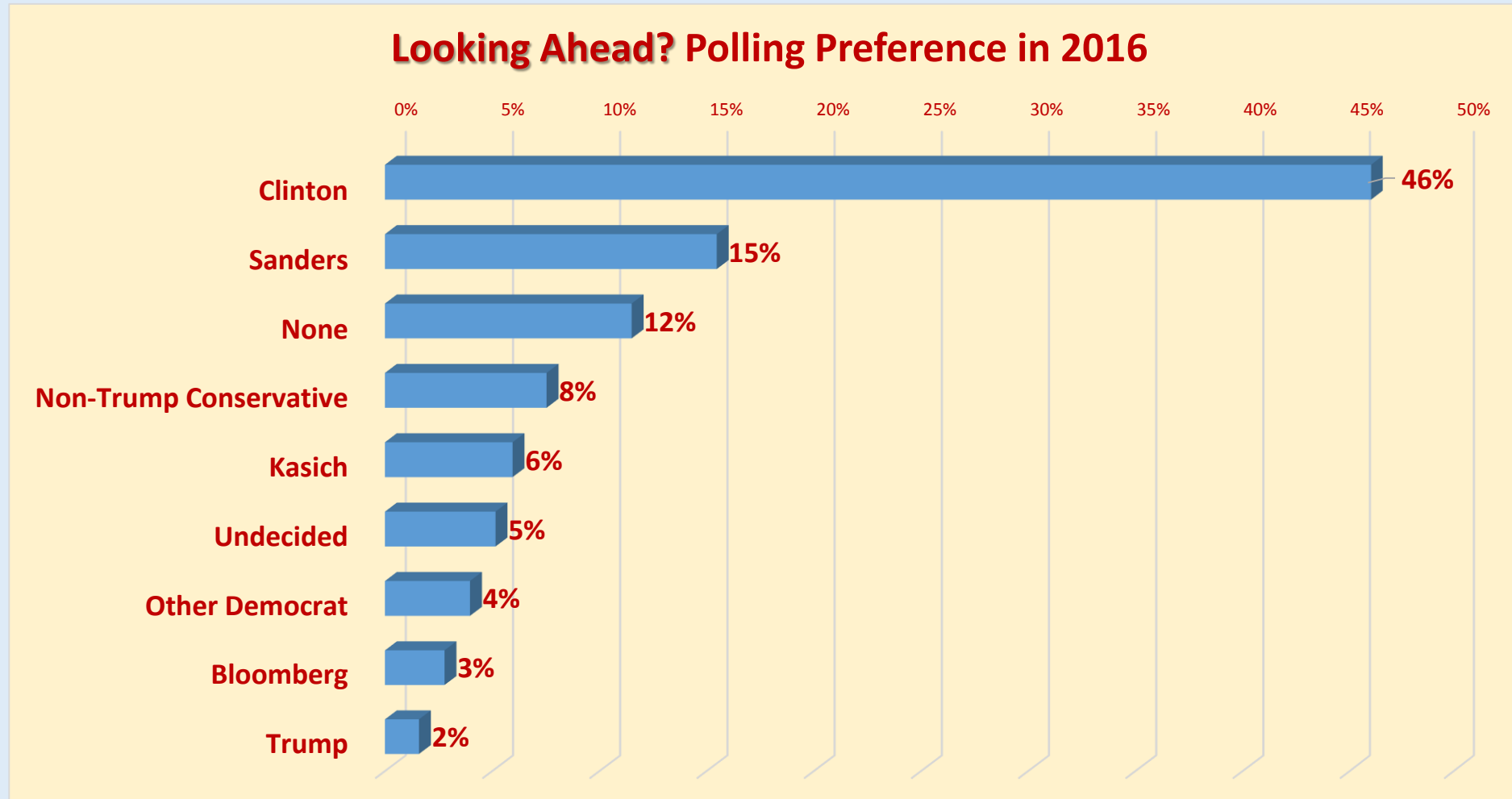
Who Are We as a Class?

- We exercise regularly (77%), or say we do 😊
- We Eat All Foods (60%)
 - But often diet for weight (41%)
- We take meds for Cholesterol/Blood Pressure (62%)
 - For men, more so than the public at large
- We Remain Sexually Active (51%)
 - But the balance is about even
 - When asked in 20th anniversary survey "How many senior citizens do you think have active sex lives?" a plurality said, "About half." Pretty good guess.

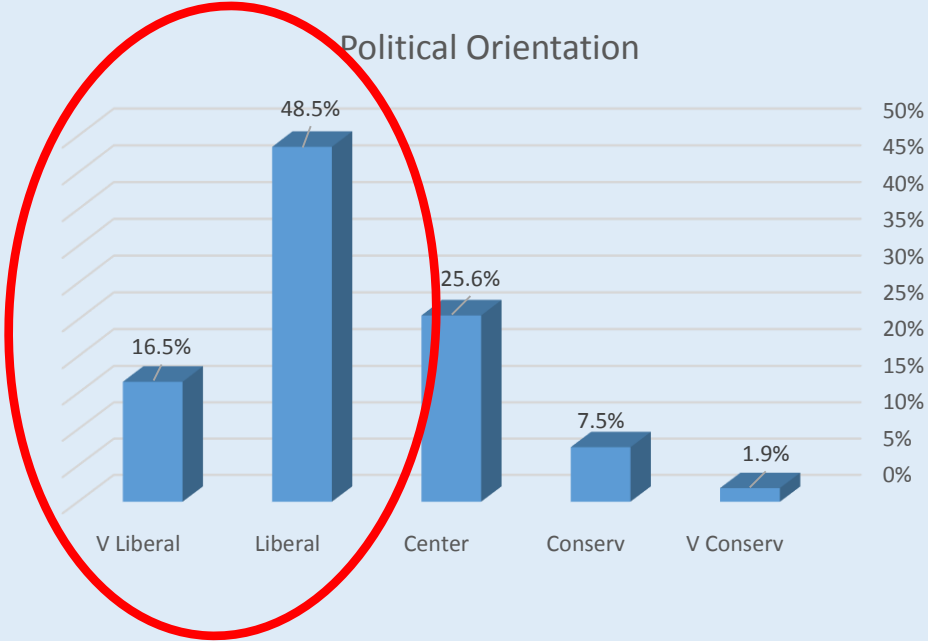
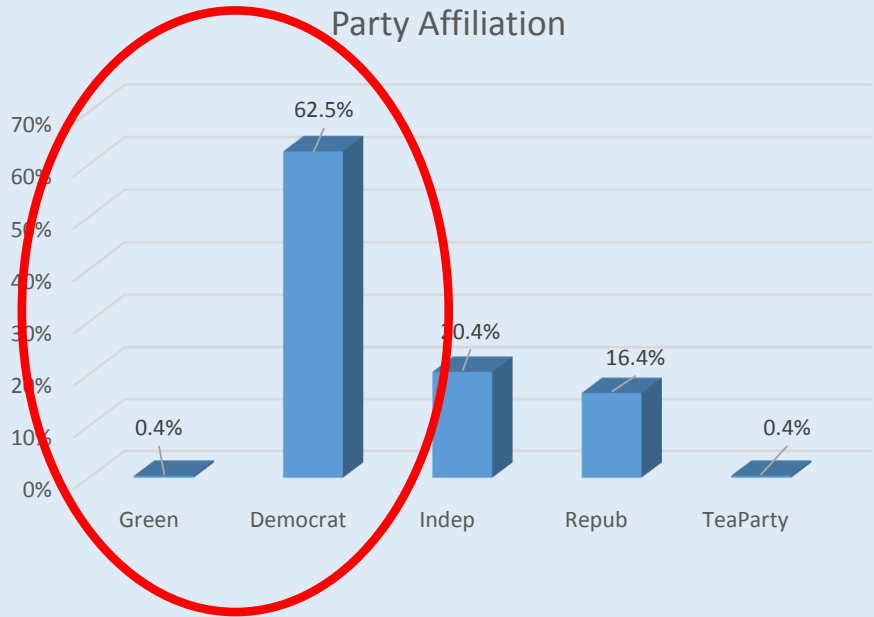
Who Are We as a Class?

- We get our news online (73.44%)
 - But nearly as much from print media (72.5%)
 - This balance may not persist into the next generation
- We Eat All Foods (60%)
 - But often diet for weight (41%)
- We Voted for Obama in 2012 (76%)

What about the upcoming election?



We are *mostly* Democrats ~ Lib-Progressive (65%)



But also a proud cadre of Republicans/conservatives (c. 16%)...



ale

71 Speaks

Text Comments from Survey Respondents

**How did the 16 percent who were Republican /
Conservative feel about life at Yale?**

**“Yale was an extremely liberal place with little tolerance
for more conservative points of view.”**

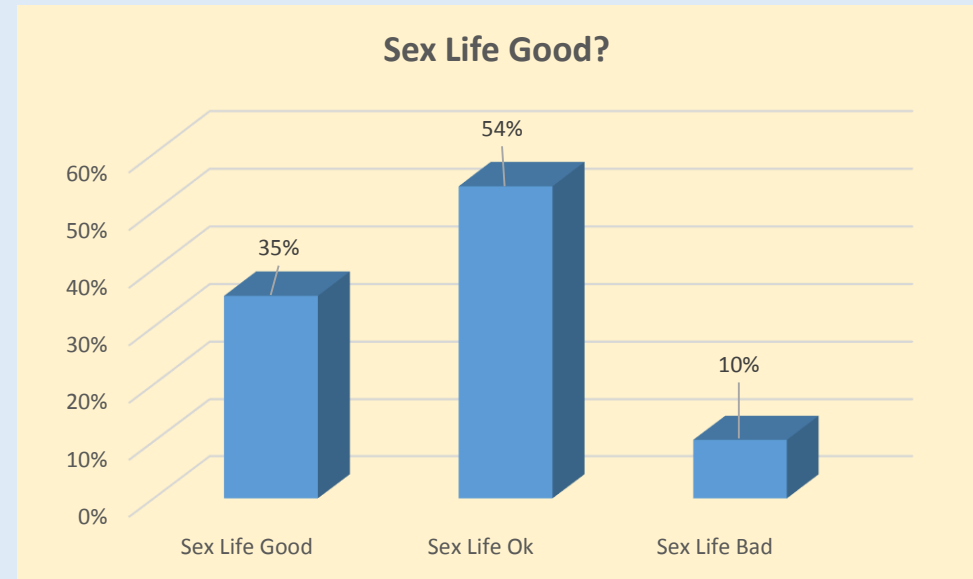
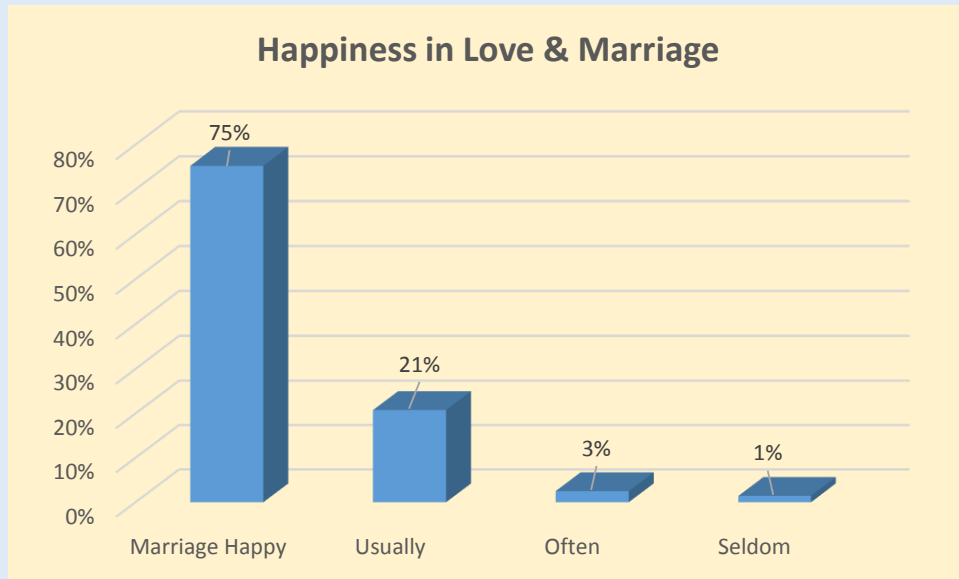
**“The atmosphere and fellow students were intolerant of,
not open to accepting what was a divergent point of view.”**

Who Are We as a Class?

- Most of us don't plan to move when retired (58.9%)
 - Although more than 40% may move - or already have
- We consider it important to be involved with our Grandchildren's upbringing (73%)
- Almost half of us have a drink - at least every other day or so (46%)

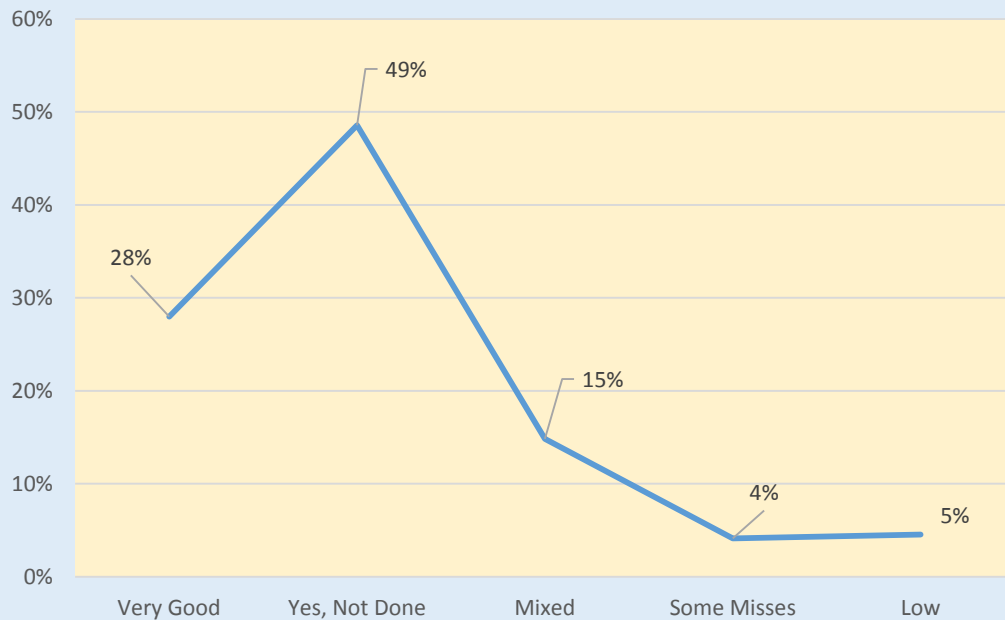
We Generally feel Happy about Life

- or at least on the 3.5 days a week just noted...

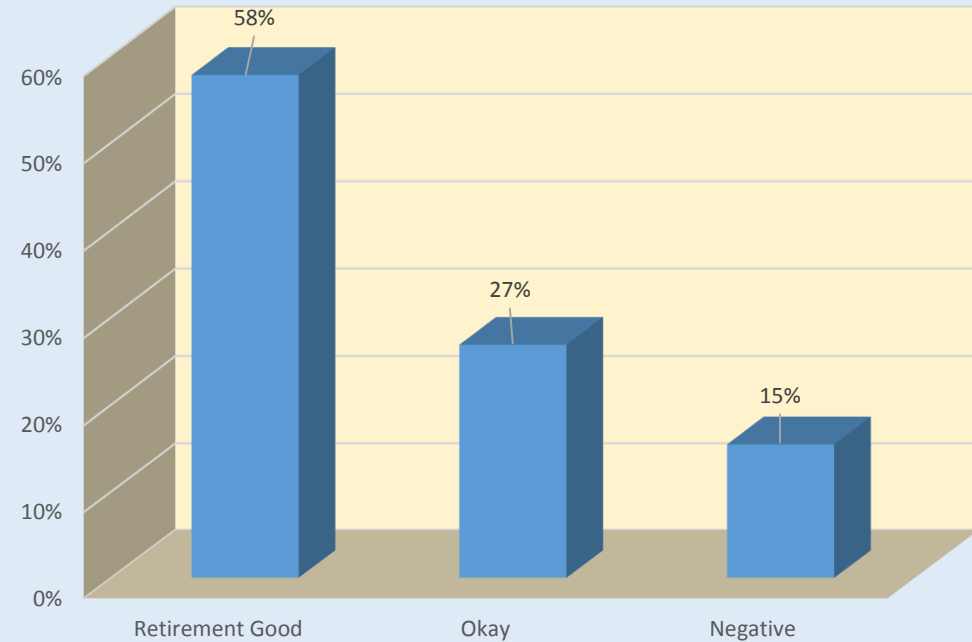


Also Life Accomplishments / Retirement

Personal Achievement Satisfaction



Attitude Toward Retirement



WANT TO SEE MORE?

GO TO YALE71.ORG

IF YOU'RE NOT ALREADY REGISTERED,

IT'S EASY ...

JUST START AT YALE71.ORG

AND FOLLOW THE DIRECTIONS